

This article was downloaded by:

On: 26 January 2011

Access details: *Access Details: Free Access*

Publisher *Taylor & Francis*

Informa Ltd Registered in England and Wales Registered Number: 1072954 Registered office: Mortimer House, 37-41 Mortimer Street, London W1T 3JH, UK



Organic Preparations and Procedures International

Publication details, including instructions for authors and subscription information:

<http://www.informaworld.com/smpp/title~content=t902189982>

SYNTHESIS OF TETRAHEDRAL CARBOXAMIDE HYDROGEN BOND ACCEPTORS

Amy S. Cannon^a; Tianying Jian^a; Jun Wang^a; John C. Warner^a

^a Department of Chemistry, University of Massachusetts, Boston, Boston, MA, USA

To cite this Article Cannon, Amy S. , Jian, Tianying , Wang, Jun and Warner, John C.(2004) 'SYNTHESIS OF TETRAHEDRAL CARBOXAMIDE HYDROGEN BOND ACCEPTORS', *Organic Preparations and Procedures International*, 36: 4, 353 – 359

To link to this Article: DOI: 10.1080/00304940409458678

URL: <http://dx.doi.org/10.1080/00304940409458678>

PLEASE SCROLL DOWN FOR ARTICLE

Full terms and conditions of use: <http://www.informaworld.com/terms-and-conditions-of-access.pdf>

This article may be used for research, teaching and private study purposes. Any substantial or systematic reproduction, re-distribution, re-selling, loan or sub-licensing, systematic supply or distribution in any form to anyone is expressly forbidden.

The publisher does not give any warranty express or implied or make any representation that the contents will be complete or accurate or up to date. The accuracy of any instructions, formulae and drug doses should be independently verified with primary sources. The publisher shall not be liable for any loss, actions, claims, proceedings, demand or costs or damages whatsoever or howsoever caused arising directly or indirectly in connection with or arising out of the use of this material.

SYNTHESIS OF TETRAHEDRAL CARBOXAMIDE HYDROGEN BOND ACCEPTORS

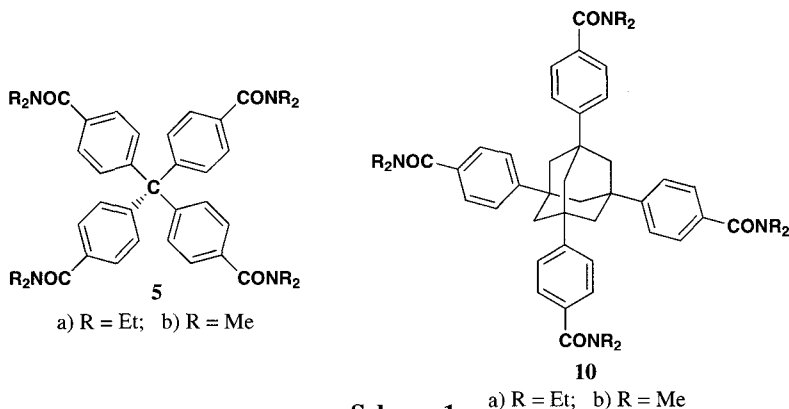
Amy S. Cannon, Tianying Jian, Jun Wang and John C. Warner*

*Department of Chemistry, University of Massachusetts Boston,
100 Morrissey Boulevard, Boston, MA USA 02125-3393*

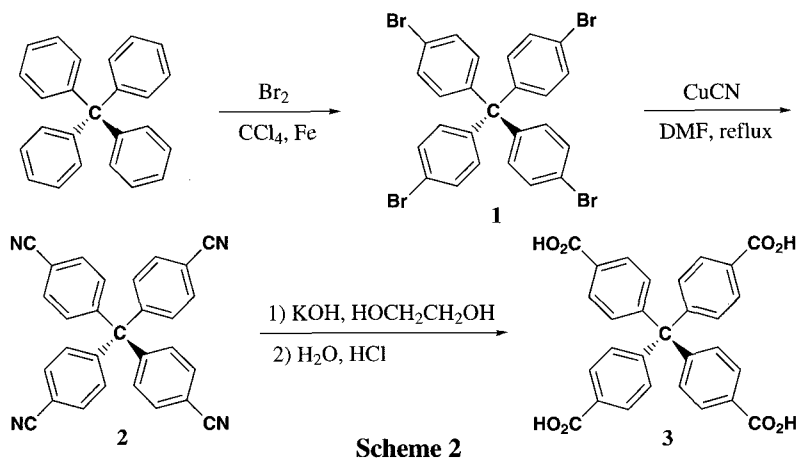
As the field of crystal engineering continues to develop,¹⁻³ recent advances have shifted the focus of many researchers from the solution to the solid state of molecules. We have found that materials of interest can be manipulated through a process called non-covalent derivatization.³ An understanding of the non-covalent behavior of molecules may lead to a change in their bulk physical properties.⁴⁻⁶ Non-covalent forces such as hydrogen bonding, charge transfer, lipophilic interactions and electrostatic interactions may be used to trap the molecule in a crystalline matrix. The manipulation of molecules utilizing the natural processes of molecular recognition and self-assembly, has been demonstrated to be an environmentally benign alternative to traditional covalent synthesis.^{7,8} Because of these environmental benefits, crystal engineering and the application of non-covalent derivatization is a growing part of the field of green chemistry.^{9,10}

As part of our research efforts, we sought to develop a structure-activity data base so that the implications of crystal packing of co-crystalline matrices on physical properties might be predicted.¹¹ Our attempts have focused specifically on binary systems whose primary non-covalent structure is based on the phenol-amide hydrogen bond. Previously we reported that *bis*-amides (*bis*-hydrogen bond acceptors) complex with hydroquinone (*bis*-hydrogen bond donors) to form a co-crystalline matrix.⁴ This non-covalent derivative exhibits unique properties, independent of the two individual parent components of the co-crystal.^{12,13} We have extended this work to include hydrogen bond acceptor components whose functional groups are oriented in trigonal planar¹⁴ and square planar¹⁵ arrays. This report describes the synthesis of hydrogen bond acceptors whose functional groups are oriented in a tetrahedral geometry. There have been reports in the literature of using tetraphenylmethane and tetraphenyladamantane as scaffolding for other synthons containing carboxylic acids and phenols.^{16,17} We sought to construct dialkylamide derivatives of these two systems. These tetrahedral amides have similar geometry, but different interatomic distances between hydrogen bond acceptors (the adamantane scaffolding provides an additional 2.4 Å of interatomic distance between amide carbonyls).

The effect of alkyl substitution of the amide nitrogens on structural features of the co-crystalline matrices with hydroquinone has been reported.¹⁸ Consistent features in packing have been observed between methyl and ethyl substitutions. The present study describes the synthesis of dimethyl and diethyl amide derivatives of both tetrahedral systems, namely tetrakis[4-N,N-diethylaminophenyl]methane (**1**), tetrakis[4-N,N-dimethylaminophenyl]-methane (**2**), tetrakis[4-N,N-diethylaminophenyl]adamantane (**3**) and tetrakis[4-N,N-dimethylaminophenyl]adamantane (**4**) (*Scheme 1*).

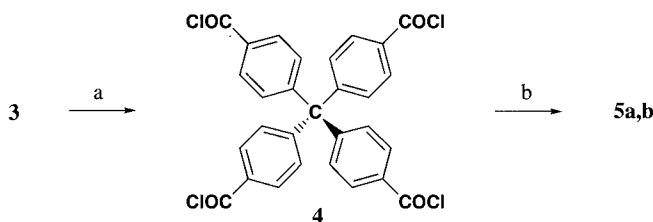


The synthesis of tetraphenylmethane amides **5** and **10** begins with commercially available tetraphenylmethane, which can be converted to the bromide **1** *via* bromination by the method of Hoskins and Robson.¹⁹ Conversion to the nitrile¹⁹ **2**, followed by hydrolysis under basic conditions gave the carboxylic acid intermediate **3**.²⁰ This reaction gave high yields of the crude acid which could be used in the next step without further purification (*Scheme 2*).



The conversion of **3** to the desired amides **5a** and **5b** was accomplished *via* a straightforward two-step sequence (*Scheme 3*). The acid **3** was first converted to the acid chloride **4** using oxalyl chloride,²¹ followed by treatment of **4** with diethylamine or dimethylamine to

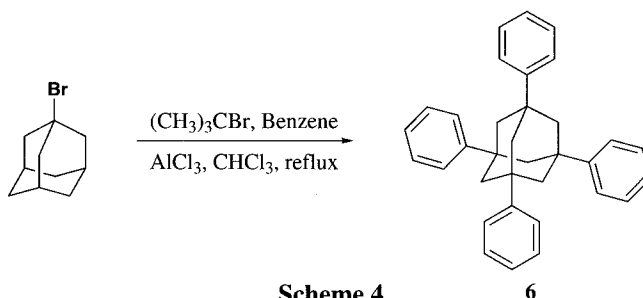
produce the tetraphenylmethane amides **5a** and **5b**.²²



a) ClCOCOCI, CH₂Cl₂, DMF (cat.); b) Et₂NH (93% yield) or Me₂NH (98% yield), CH₂Cl₂, -15°C

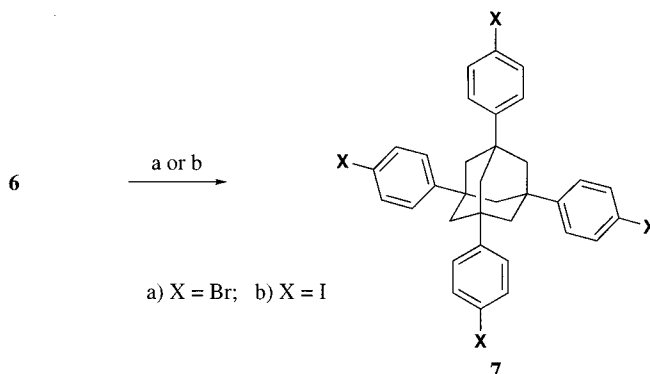
Scheme 3

The tetraphenyladamantane derivatives were somewhat more challenging due to the poor solubility of the parent compound. Tetraphenyladamantane **6** was synthesized by a Friedel-Crafts reaction of benzene with 1-bromoadamantane and *t*-butyl bromide as reported by Newman²³ (Scheme 4).



Scheme 4

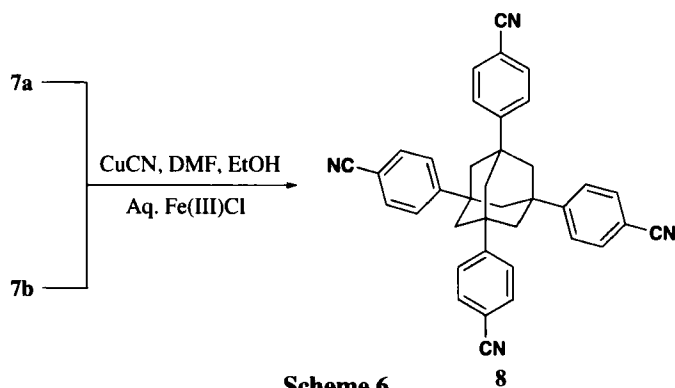
Bromination of **6** was carried out in a manner similar to that used for tetraphenylmethane (Scheme 6). We found higher temperatures not only accelerated the bromination but also led to higher yields. Conversion of the bromide derivative **7a** to the nitrile **8** was unsatisfactory; therefore we chose to investigate the reactivity of the iodo derivative **7b**. Compound **7b** was synthesized by the reaction of **6** with iodine and [bis(trifluoroacetoxy)-iodo]benzene (BFIB) in chloroform (Scheme 5) to yield tetrakis(4-iodophenyl)adamantane (**7b**).²⁴



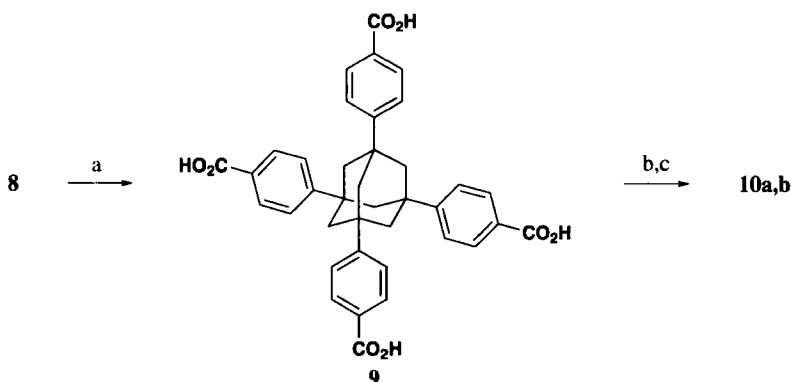
a) Br₂CHCl₃, Fe, 45-50°C, 94%; b) I₂, C₆H₅I(OCOCF₃)₂, CHCl₃, 88%

Scheme 5

It was possible to convert both **7a** and **7b** to the nitrile derivative **8** by a procedure similar to that used for tetraphenylmethane **2**.^{19, 27} While the conversion of **7a** to the tetrakis-(4-cyanophenyl)adamantane **8** was low, a similar procedure using the iodo derivative **7b** afforded very high yields of the nitrile **8** (Scheme 6).



Conversion of the nitrile **8** to tetrakis[4-(diethylamino)phenyl]adamantane (**10a**) and tetrakis-[4-(dimethylamino)phenyl]adamantane (**10b**) proceeded in a similar fashion to that of the tetraphenylmethane derivatives (Scheme 7).



a) KOH, HOCH₂CH₂OH, reflux, 99%; b) ClCOC(=O)Cl, CH₂Cl₂, DMF (cat.), 0°C c) EtNH (3), Me₂NH (4), CH₂Cl₂, -10°C, 96% (3), 94% (4)

Scheme 7

Having these tetrahedral hydrogen bond acceptor building blocks in hand, we plan to construct binary co-crystalline systems in order to compare these geometries to the planar and linear systems previously reported by us.^{4, 11, 12}

EXPERIMENTAL SECTION

Proton NMR spectra were recorded on a Bruker AC3000 spectrometer. Chemical shifts are reported in parts per million (ppm, δ) relative to TMS. Melting points were obtained using a

SYNTHESIS OF TETRAHEDRAL CARBOXAMIDE HYDROGEN BOND ACCEPTORS

Mel-Temp capillary melting point apparatus and are uncorrected. Elemental analyses were carried out by the Microanalysis Laboratory at the University of Massachusetts Amherst. Reagents were obtained commercially and used without further purification.

tetrakis[4-(Diethylamino)phenyl]methane (5a).- Oxalyl chloride (5 mL) was added to tetrakis(4-carboxyphenyl)methane (**3**) (0.8031 g, 1.62 mmol) at 0°C, one drop DMF *via* a syringe was added as a catalyst. The mixture was stirred for 4 h at room temperature. The excess of oxalyl chloride was evaporated under reduced pressure, and diethylamine (5 mL) was added *via* syringe to the crude acid chloride in methylene chloride (10 mL) at -10°C. The mixture was stirred overnight. After removing the solvent and excess diethylamine, the crude product was dissolved in 60 mL chloroform, washed with 10% HCl and water, dried over Na₂SO₄. The solvent was evaporated and the residue chromatographed on silica gel (EtOAc:CHCl₃, 2:1) to give 1.083 g (93%). Recrystallization from benzene gave white crystals, mp 311-312°C. IR (KBr) 2979, 2934, 1622, 1457, 1426, 1378, 1284, 1090, 826, 755 cm⁻¹. ¹H NMR (CDCl₃, 400 MHz): δ 7.280 (d, J = 8.0 Hz), 7.231 (d, J = 8.4 Hz), 3.522 (s, broad, 8 H), 3.282 (s, broad, 8 H), 1.216 (s, broad, 12 H). ¹³C NMR(CDCl₃, 75 MHz): δ 171.925 (C=O), 147.876 (C-Cq), 136.225 (C-C=O), 131.942 (CH), 127.099 (CH), 65.7364 (Cq), 44.3858 (N-CH₂), 40.3777 (N-CH₂), 15.3579 (CH₃), 13.9499 (CH₃).

Anal. Calcd for C₄₅H₅₆O₄N₄: C, 75.41; H, 7.82; N, 7.82. Found: C, 75.32; H, 7.82; N, 7.64

tetrakis[4-(Dimethylamino)phenyl]methane (5b).- The same procedure as that used for the synthesis of tetrakis[4-(diethylamino)phenyl]methane(**5a**) was followed. The crude product was chromatographed on silica gel (acetone:chloroform 3:1). Recrystallization from methylene chloride and benzene provided white crystals (98%), mp 346-347°C. IR (KBr) 2924, 1628, 1489, 1399, 1265, 1080, 1017, 833 cm⁻¹. ¹H NMR (CDCl₃, 400 MHz): δ 7.317 (d, J = 8.0 Hz, 8 H), 7.266 (d, J = 8.4 Hz, 8 H), 3.088 (s, broad, 12 H), 2.995 (s, broad, 12 H). ¹³C NMR (CDCl₃, 75 MHz): δ 172.198 (C=O), 148.119 (C-Cq), 135.462 (C-C=O), 131.852 (CH), 127.768 (CH), 65.8359 (Cq), 40.6862 (CH₃), 36.3949 (CH₃).

Anal. Calcd for C₃₇H₄₀N₄O₄: C, 73.51; H, 6.62; N, 9.27. Found: C, 73.36; H, 6.76; N, 9.17

1,3,5,7-tetrakis[4-(Diethylamino)phenyl]adamantane (10a).- Oxalyl chloride (5 mL) was added to 1,3,5,7-tetrakis(4-carboxyphenyl)adamantane (**9**) (0.92 g, 1.5 mmol) in anhydrous methylene chloride (10 mL) at 0°C, a catalytic amount of DMF was added *via* a syringe. The mixture was stirred for 5 h at room temperature, then the excess of oxalyl chloride and solvent was removed under vacuum. Diethylamine (5 mL) was added *via* addition funnel to the crude acid chloride in absolute methylene chloride (10 mL) at -10°C and the mixture was stirred overnight at room temperature. After evaporation of the solvent and excess of diethylamine, the crude product was dissolved in chloroform (100 mL), washed with aqueous hydrochloric acid (10%) and water, and dried over sodium sulfate. The chloroform was evaporated and the residue was purified by chromatography on silica gel with ethyl acetate-chloroform (2:1). Recrystallization from benzene gave 1.213 g (97%) white crystals, mp > 300°C (dec.). IR (KBr) 2977.9,

2933.6, 1632.2, 1471.9, 1427.3, 1380.2, 1313.2, 1287.7, 1095.5, 841.3, 760.1 cm^{-1} . ^1H NMR (CDCl_3 , 400 MHz): δ 7.477 (d, $J = 8.0$ Hz, 8 H), 7.356 (d, $J = 8.0$ Hz, 8 H), 3.524 (s, broad, 8 H), 3.261 (s, broad, 8 H), 2.148 (s, 12 H), 1.212 (s, broad, 12 H), 1.110 (s, broad, 12 H). ^{13}C NMR (CDCl_3 , 75 MHz): δ 171.137 (C=O), 150.047 (C-Cq), 135.508 (C-C=O), 126.654 (CH), 125.049 (CH), 47.076 (CH_2), 43.300 (N- CH_2), 43.118 (N- CH_2), 39.336 (Cq), 13.613 (CH_3), 13.559 (CH_3).

Anal. Calcd for $\text{C}_{54}\text{H}_{68}\text{N}_4\text{O}_4$: C, 77.47; H, 8.20; N, 6.69. Found: C, 77.38; H, 8.34; N, 6.63

1,3,5,7-tetrakis-(4-(Dimethylamino)phenyl)adamantane (10b).- The procedure used was similar to the synthesis of **10a**. The crude product was chromatographed on silica gel (acetone-chloroform 4:1). Recrystallization from methylene chloride and benzene provided white crystals (94%), mp $>300^\circ\text{C}$ (dec.). IR (KBr): 2927.2, 2852.8, 1630.5, 1491.1, 1447.4, 1393.2, 1266.9, 1083.0, 845.8, 726.6 cm^{-1} . ^1H NMR (CDCl_3 , 400 MHz): δ 7.485 (d, $J = 8.4$ Hz, 8 H), 7.406 (d, $J = 8.4$ Hz, 8 H), 3.091 (s, broad, 12 H), 2.981 (s, broad, 12 H), 2.149 (s, 12 H). ^{13}C NMR (CDCl_3 , 75 MHz): δ 171.429 (C=O), 150.394 (C-Cq), 131.478 (C-C=O), 127.369 (CH), 124.959 (CH), 47.0585 (CH_2), 39.7168 (N- CH_3), 39.3829 (Cq), 35.3613 (N- CH_3).

Anal. Calcd for $\text{C}_{46}\text{H}_{52}\text{N}_4\text{O}_4$: C, 76.21; H, 7.23; N, 7.73. Found: C, 76.55; H, 7.41; N, 7.59

REFERENCES:

1. G. R. Desiraju, *J. Mol. Struct.*, **656**, 5 (2003).
2. D. Braga, G. R. Desiraju, J. S. Miller, A. G. Orpen and S. L. Price, *Cryst. Eng. Comm.*, **4**, 500 (2002).
3. J. C. Warner in *Green Chemistry Frontiers in Benign Chemical Synthesis and Processes*, P. Anastas and T. Williamson Eds., Oxford University Press, London, 336-346 (1998).
4. J. C. Warner, B. M. Foxman, D. J. Guarrera, L. D. Taylor and D. van Engen, *Cryst. Eng.*, **1**, 109 (1998).
5. M. C. Etter, K. Huang and D. Britton. *J. Mat. Chem.*, **7**, 713 (1997).
6. M. J. Zaworotko, S. G. Fleischman, S. S. Kuduva, J. A. McMahon, B. Moulton, R. D. Bailey Walsh and N. Rodriguez-Hornedo, *Crystal Growth and Design*, **3**, 909 (2003).
7. D. J. Guarrera, E. Kingsley, L. D. Taylor and J. C. Warner, *Proceedings of the IS&T's 50th Annual Conference, The Physics and Chemistry of Imaging Systems*, 537 (1997).
8. L. D. Taylor and J. C. Warner, *US Patent* 5,177,262 (1993); CA, **119**, 191829 (1993).
9. P. T. Anastas and J. C. Warner, *Green Chemistry: Theory and Practice*, Oxford University Press, London (1998).
10. A. S. Cannon and J. C. Warner, *Crystal Growth and Design*, **2**, 255 (2002).

SYNTHESIS OF TETRAHEDRAL CARBOXAMIDE HYDROGEN BOND ACCEPTORS

11. G. R. Desiraju, *Science*, **278**, 404 (1997).
12. J. C. Warner, B. M. Foxman, D. J. Guarrera, R. Pai and C. Tassa, *Cryst. Eng.*, **2**, 55 (1999).
13. D. Guarrera, L. D. Taylor and J. C. Warner, *Chem. Mater.*, **6**, 1293 (1994).
14. M. Bourghol, A. S. Cannon, B. Foxman and J. C. Warner, *Unpublished results*.
15. S. Y. Guler, *MS Thesis*, University of Massachusetts Boston, Boston, MA (2000).
16. J. H. Fournier, R. Maris, M. Simard and J. D. Wuest, *Crystal Growth and Design*, **3**, 535 (2003).
17. D. Su, X. Wang, M. Simard and J. D. Wuest, *Supramolecular Chemistry*, **6**, 171 (1995).
18. J. Bai, *MS Thesis*, University of Massachusetts Boston, Boston, MA (1998).
19. B. F. Hoskins and R. Robson, *J. Am. Chem. Soc.*, **112**, 1546 (1990).
20. H. Kurreck, M. Grimm and B. Kieste, *Angew. Chem., Int. Ed. Engl.*, **24**, 1097 (1986).
21. A. S. Kim, R. Metternich, V. J. Novack and D. A. Evans, *J. Am. Chem. Soc.*, **120**, 5921 (1998).
22. A. L. Beckwith in *The Chemistry of Amides* in Patai's *Chemistry of Functional Groups*, J. Zabicky, Ed., Interscience, London, 73-185 (1970).
23. H. Newman, *Synthesis*, 62 (1972).
24. E. B. Merkushev, N. D. Simakhina and G. M. Koveshnikova, *Synth. Commun.*, 486 (1980).
25. B. Kirste, M. Grimm and H. Kurreck, *J. Am. Chem. Soc.*, **111**, 108 (1989).
26. V. R. Reichert and L. J. Mathias, *Macromolecules*, **27**, 7015 (1994).
27. O. L. Chapman, L. Lin, R. Ortiz and D. Shen, *US Patent 5,347,063*; CA, **123**, 169366 (1994).

(Received June 18, 2004; in final form July 30, 2004)